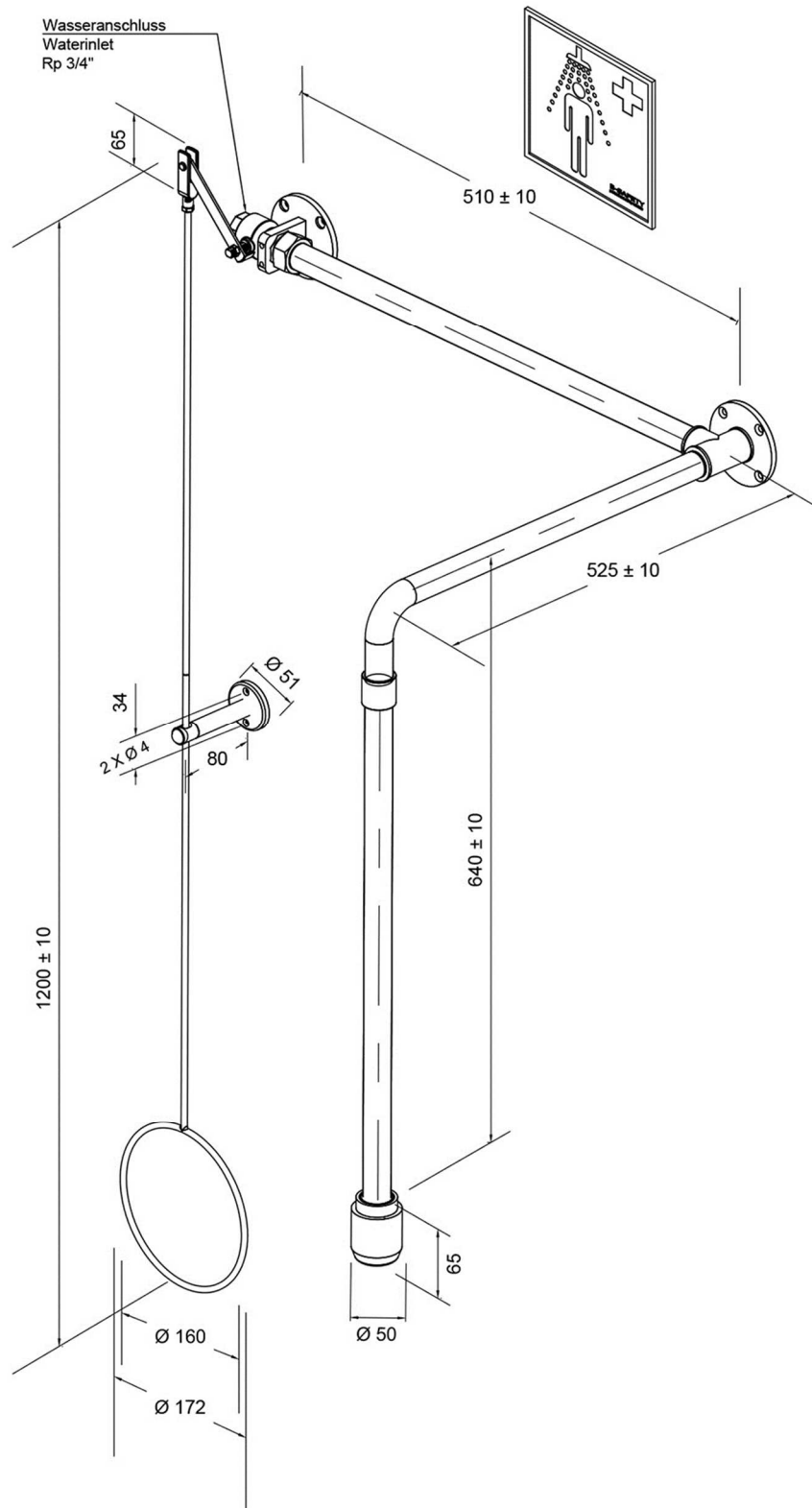


BR 084 185

ClassicLine body safety shower, above door installation in 2850 mm height, exposed pipework



Technical description

ClassicLine body safety shower, above door installation in 2850 mm height, exposed pipework

- ball valve made of dezincification-resistant brass, with pull rod actuation on wall flange, can be mounted either on the right or left side of the door, DIN-DVGW tested and certificated, water inlet 3/4" female
- pull rod with ring handle of stainless steel, chemical resistant green powder coated, length 1200 mm
- holder for pull rod made of steel, chemical resistant green powder coated
- connection pipe 3/4" of stainless steel, chemical resistant green powder coated, length 500 mm
- wall flange with 4 mounting holes of stainless steel, chemical resistant green powder coated
- wall shower arm 3/4" of stainless steel, chemical resistant green powder coated, projection 525 mm
- integrated automatic flow regulation 50 l/min. for a spray pattern acc. to the norms at a specified operating range of 1.5 to 3 bar dynamic water pressure
- coupling sleeve 3/4" of stainless steel, chemical resistant green powder coated
- connection pipe 3/4" of stainless steel, chemical resistant green powder coated, length 500 mm
- high-performance shower head of chemical resistant plastics, black, with improved spray pattern, corrosion resistant, largely calcification- and maintenance-free, very robust, self-draining
- sign for body safety shower according to EN ISO 7010 und ASR A1.3, self-adhesive PVC-film, 150 x 150 mm, viewing distance 15 metre
- mounting height 2850 mm (± 100 mm)
- according to BGI/GUV-I 850-0, DIN 1988 and EN 1717
- according to ANSI Z358.1-2014, EN 15154-1:2006 and EN 15154-5:2019
- DIN-DVGW tested and certificated

Manufacturer: B-SAFETY or equal
Article-No.: BR 084 185

Technical specifications

Material:	stainless steel, plastic
Color:	green, black
Projection:	525 mm
Installation height:	2850 mm (± 100 mm)
Operating pressure:	1.5 to 3 bar
Flow rate:	50 l/min
Water inlet:	3/4" female

Norm conformity

- EN 15154-1:2006
- EN 15154-5:2019
- ANSI Z358.1-2014

Approvals









- DIN-DVGW, DVGW, NW-0416CL0425
- GOST-R, Zertifikats-Nr. 0615463

Material-overview	Material	Material description
High-performance shower head:	plastic POM	-
Ball valve:	Dezincification-resistant, DZR brass	CW724R
Flow regulator:	plastic POM	-
Piping:	stainless steel	AISI 304
Pul rod with ring handle:	stainless steel	AISI 201
Wall flange:	stainless steel	AISI 304
Sign for body safety shower:	PVC-foil	-



Product overview	
BR 084 185	ClassicLine body safety shower, above door installation in 2850 mm height, exposed pipework - flow rate 50 l/min (hazard class I according to EN 15154-5:2019)
BR 084 185 / 75L	ClassicLine body safety shower, above door installation in 2850 mm height, exposed pipework - flow rate 75 l/min / 20 GPM (hazard class II according to EN 15154-5:2019)
BR 084 185 / 110L	ClassicLine body safety shower, above door installation in 2850 mm height, exposed pipework - flow rate 110 l/min (hazard class III according to EN 15154-5:2019)

Accessories for body safety showers

Product overview	Model	Material	Water inlet	Water outlet	Article-No.
	ClassicLine safety sign for safety showers, incl. fasteners for mounting on the shower arm. Dimensions (B x H): 150 x 150 mm	Plastic	-	-	BR 870 150
	ClassicLine cable actuation for injured persons lying on the ground, additional to pull rod.	Stainless steel rope	-	-	BR 082 200
	ClassicLine disability friendly pull rod with double ring handle, green. Length: 1150 mm	Stainless steel	-	-	BR 082 300
	PremiumLine disability friendly pull rod with double ring handle, stainless steel. Length: 1150 mm	Stainless steel	-	-	BR 082 350
	Service shut-off for eye showers and safety showers with removable release lever.	Stainless steel	3/4" female	3/4" female	BR 830 955
	Thermostatic mixing valve for eye showers and safety showers, setting range 20 - 43°C, scald protection 43°C, volume flow approx. 60 l/min at 2 bar flow pressure.	Brass	3/4" male and 1" male	3/4" male and 1" male	BR 710 950
	Flow switch for eye showers, protection degree IP 65, electrical supply with 1.5 m cable.	Brass	3/4" female	3/4" female	BR 710 800
	Switch for body safety shower, complete premounted on shower, for EX-Zones 1 & 2.	Plastic	-	-	BR 830 400
	ClassicLine alarm system for eye showers & safety showers with siren-/flashlight combination. Prewired junction box inclusive electronic switch. Electrical supply: 230 V - 50 Hz	Plastic	-	-	BR 015 800