

GENERAL NOTE - STRAINERS PRODUCTION

The Y filter is the most common and economical type of filter for permanent fluid or gas applications. Thanks to its compact construction, its light weight and its easy access for rapid cleaning, it is used for many generally standard system applications.

Permanent filter, straight line, suitable for filtering fluids in either the liquid state (water, seawater, petroleum and its derivatives) or the gaseous state (gas, air, chemical products) through a perforated plate filter element placed perpendicular to the direction of flow.

Obtained by casting in sand casts, it is available in all standard materials (Carbon steel WCB Stainless Steel CF8M) and on specific request by the customer in non-standard materials (Duplex S31803, Super Duplex S32750, Inconel, Hastelloy, CuniFer, etc.).

The standard equipment includes a screen suitable for high pressures, which is easy to maintain and replace and capable of filtration of more than 300% of the inlet area.

$$\text{OPEN AREA RATIO} = \frac{100 \times \text{Mesh Open Area} \times \text{Screen Area}}{\text{Inlet area}}$$

(The calculations are based on the filtering percentage of the mesh's surface area only.)

All of Blu Zac products have been designed to satisfy the requests and specific requirements of the customer, including high pressure applications. Designed and fabricated to ASME VIII Div.1 and ASME B16.34 as standard.



SIZES


from 2" to 24"

CONNECTIONS

Buttweld	BW	ANSI B16.25
Flanged	FLG	ANSI B16.5

GENERAL NOTE - STRAINERS STANDARD PRODUCTION

INSTALLATION



Correct



Incorrect



Correct



Incorrect

COVER



Bolted Cover



Bolted Cover with handle

DRAIN



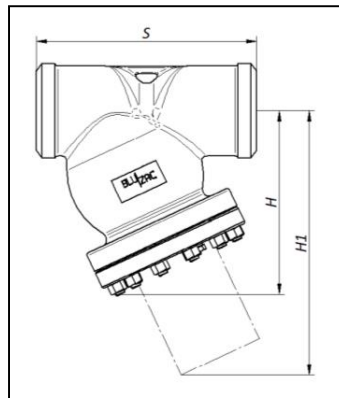
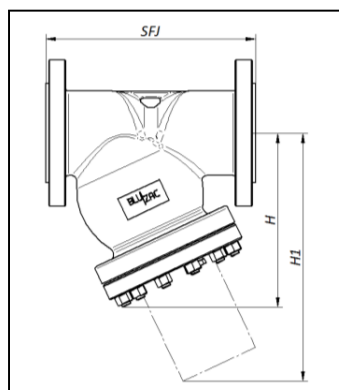
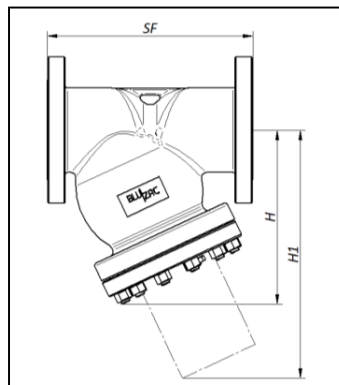
Drain NPT



Drain SW



Drain Flanged+Blind



Size		2"	3"	4"	6"	8"	10"	12"	14"	16"	18"	20"	24"
S (mm)	150RF	203	241	292	406	495	622	699	788	914	978	978	1295
	300RF	267	318	356	445	559	622	711	838	864	978	1016	1346
	600RF	292	356	432	559	660	787	838	889	991			
	900RF	368	381	457	610	737	838	965					
	1500RF	368	470	546	705	832							
	2500RF												
SF (mm)	150RF	203	241	292	406	495	622	699	788	914	978	978	1295
	300RF	267	318	356	445	559	622	711	838	864	978	1016	1346
	600RF	292	356	432	559	660	787	838	889	991			
	900RF	368	381	457	610	737	838	965					
	1500RF	368	470	546	705	832							
	2500RF												
SFJ (mm)	150RJ	206	244	295	409	498	625	702	791	917	981	981	1298
	300RJ	270	321	359	448	562	625	714	841	867	981	1019	1349
	600RJ	295	259	435	562	663	790	841	892	994			
	900RJ	371	384	460	613	740	841	968					
	1500RJ	371	473	549	711	842							
	2500RJ												
H (mm)	150#	140	210	270	360	460	570	700	770	870	975	1095	1300
	300#	175	240	330	380	500	625	740	805	920	1025	1140	1360
	600#	193	260	310	450	500	600	720	865	1180			
	900#	250	295	375	555	665	650	650					
	1500#	250	325	375	480	620							
	2500#												
H1 (mm)	150#	190	260	340	400	580	660	1050	1200	1400	1530	1750	2040
	300#	250	320	360	520	575	920	1100	1200	1360	1350	1700	2050
	600#	270	320	400	600	650	790	1200	1420	1520			
	900#	400	320	435	630	780	890	976					
	1500#	400	540	600	750	900							
	2500#												
Wt (Kg)	150#	14	26	40	68	140	190	270	350	640	700	895	1370
	300#	20	45	65	115	180	254	430	670	750	863	1125	1625
	600#	35	60	95	195	400	590	700	770	1140			
	900#	55	83	155	261	600	1494	1750					
	1500#	60	100	160	400	600							
	2500#												

DIMENSION TOLLERANCE

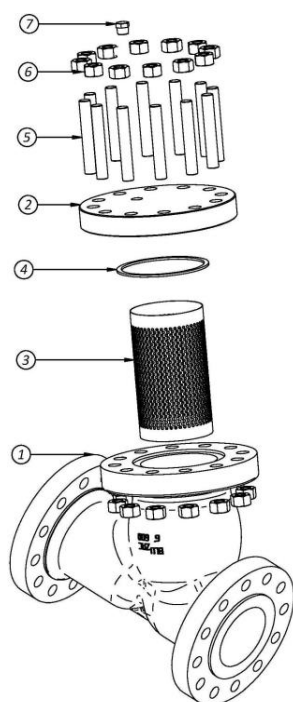
SIZE	DIMENSION*	
	S SF SFJ	H & H1
1/2" to 2.1/2"	± 1	± 2
3" to 4"	± 1	± 2
6" to 8"	± 1	± 3
10" to 18"	± 2	± 4
20" to 24"	± 3	± 5

*S, SF, A, H and H1
are in millimeters (mm)

POS	DESCRIPTION	MATERIALS	MATERIALS	MATERIALS	MATERIALS	SPARES
1	Body	ASTM A216 WCB	ASTM A352 LCC	ASTM A351 CF8	ASTM A351 CF8M	
2	Cover	ASTM A105	ASTM A350 LF2	ASTM A182 F304	ASTM A182 F316	
3	Screen	AISI 304 or 316	AISI 304 or 316	AISI 304 or 316	AISI 304 or 316	X
4	Gasket	SPW: F-Graphite W-316	SPW: F-Graphite W-316	SPW: F-Graphite W-316	SPW: F-GraphiteW-316	X
5	Bolts	ASTM A193 B7	ASTM A320 L7	ASTM A193 B8	ASTM A193 B8	
6	Nuts	ASTM A194 Gr.2H	ASTM A194 Gr.4	ASTM A194 Gr.8	ASTM A194 Gr.8	
7	Drain	ASTM A105	ASTM A350 LF2	ASTM A182 F304	ASTM A182 F316	
8	Handle	ASTM A105	ASTM A350 LF2	ASTM A182 F304	ASTM A182 F316	

Note 1: Other Materials and Dimensions on Request
Note 2: Detail 8 are optional if required by client.

Note 3: drain standard is ¾" NPT-F +plug
Note 4: perforation standard 1,5mm

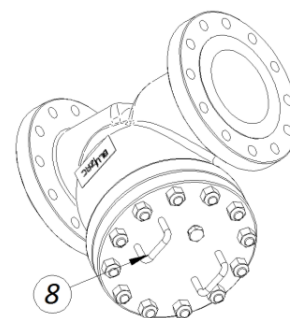


HOW TO MAKE FACILITIES SERVICES

Usually, the maintenance of the filters should be done once a year or when the pressure drop exceeds the normally expected pressure drop.
Important: check system at least once a month and, if possible, undertake a quick cleaning.

HOW TO MAINTAIN:

1. Before starting, wear the required safety equipment and follow all plant safety procedures.
2. Stop the main line to make sure that no residues of dangerous waste fluid could be emitted.
3. Unscrew cover studs(5) and nuts(6), then remove the cover flange(2) and gasket(4).
4. Remove the screen(3), clean the block with compressed air or any other appropriate tools. Inspect thoroughly to check for any damage; if the basket is damaged or deformed, it must be replaced with a new one.
5. Thoroughly clean the inside of the vessel before inserting the filter basket.
6. Install the basket in the body(1).
7. Replace the gasket(4).
8. Reposition the cover flange (2), then screw the studs(5) and nuts(6) of the cover.
9. Slowly start the plant and check if there are any line losses.
10. Apply a label to the filter with the maintenance date.



ORDER CODE

i.e. FYCA 2" 150RF BW-XS WCB/F316 M3-O6 +DRAIN ¾" NPT

GENERAL NOTE - STRAINERS PRODUCTION

The Y filter is the most common and economical type of filter for permanent fluid or gas applications. Thanks to its compact construction, its light weight and its easy access for rapid cleaning, it is used for many generally standard system applications.

Permanent filter, straight line, suitable for filtering fluids in either the liquid state (water, seawater, petroleum and its derivatives) or the gaseous state (gas, air, chemical products) through a perforated plate filter element placed perpendicular to the direction of flow.

Obtained by casting in sand casts, it is available in all Bronze on specific request by the customer in non-standard materials.

The standard equipment includes a screen suitable for high pressures, which is easy to maintain and replace and capable of filtration of more than 300% of the inlet area.

$$\text{OPEN AREA RATIO} = \frac{100 \times \text{Mesh Open Area} \times \text{Screen Area}}{\text{Inlet area}}$$

(The calculations are based on the filtering percentage of the mesh's surface area only.)

All of Blu Zac products have been designed to satisfy the requests and specific requirements of the customer, including high pressure applications. Designed and fabricated to ASME VIII Div.1 and ASME B16.34 as standard.



SIZES

from 1/2" to 4"

CONNECTIONS

Buttweld	BW	ANSI B16.25
Flanged	FLG	ANSI B16.5
Socket Welding	SW	ANSI B16.11
Screwed	NPT BSP	ANSI B1.20.1 ANSI BS21

GENERAL NOTE - STRAINERS STANDARD PRODUCTION

INSTALLATION



Correct



Incorrect



Correct



Incorrect

Y - TYPE STRAINERS FYCA – casting Bronze

OPTIONAL 1

FILTRO A Y - COPERCHIO
FILETTATO - OTTONE -
RETE INOX - PN 16

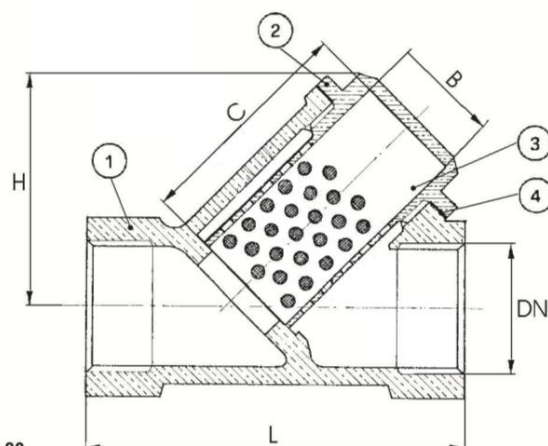
Y STRAINER - SCREWED
COVER - BRASS -
INOX SCREEN - 100 LBS

OPTIONAL 2

FILTRO A Y - COPERCHIO
FILETTATO - BRONZO - NI/AL
BRONZE - RETE INOX - PN 20

Y STRAINER - SCREWED
COVER - BRONZE - NI/AL
BRONZE - INOX SCREEN - 125 LBS

WORKING
PRESSURES
W.O.G. NON SHOCK
225 p.s.i.



WORKING
PRESSURES
W.O.G. NON SHOCK
300 p.s.i.

CONFORM TO: MSS SP 80
BS 5154/B

SCREEN RHOMBOIDAL MESH =0.45 mm

*BRONZE ASTM B62 C83600=BS 1400 LG2=UNI 7013-8°
#AL/BRONZE ASTM B148 C95500=BS1400 AB2=UNI 5275
@BRASS ASTM B283=CuZn40Pb2 (UNI 5705/65)

OPTIONAL FEATURES: 1)SCREEN MONEL K500
(for AL/BZ BODY)
2)SPECIAL SCREEN PERFORATION

	DESCRIZIONE	DESCRIPTION	OPTIONAL 1		OPTIONAL 2	
			OT (Brass)	BZ (Bronze)	AL/BZ (Aluminium/Bronze)	
1	CORPO	BODY	BRASS ASTM B283@	BRONZE ASTM B62*	AL/BZ ASTM B148 C95500#	
2	COPERCHIO	COVER	BRASS ASTM B283	BRASS ASTM B283	AL/BZ ASTM B148 C95500	
3	FILTRO	SCREEN	ASTM A182 F304	ASTM A182 F304	ASTM A182 F316	
4	GUARNIZIONE	GASKET	FIBER	FIBER	P.T.F.E.	

THREADING: GAS (ISO 7/1 Rp) FEMALE PARALLEL or NPT (ANSI B1.20.1)

	DN	1/4"	3/8"	1/2"	3/4"	1"	1 1/4"	1 1/2"	2"	2 1/2"	3"	4"
OPTIONAL 1	L	50	50	56	66	78	101	113	126	156	170	-
	B	10	10	15	20	25	32	40	50	65	80	-
	H	33	33	37	43	50	60	73	85	100	123	-
	Kg	0.090	0.090	0.130	0.190	0.330	0.620	0.870	1.340	2.250	2.990	-
OPTIONAL 2	L	-	55	58	84	90	105	115	147	170	172	226
	B	-	16	17	27	30	36	40	57	68	75	102
	C	-	29	30	39	45	56	65	83	101	102	143
	H	-	40	41	48	56	64	73	92	130	138	178
	Kg	-	0.180	0.180	0.380	0.460	0.720	0.900	1.600	2.610	3.700	6.800

ORDER CODE

i.e. FYCA 2" 150RF BW-XS B62/F316 M3-O6 +DRAIN 3/4" NPT