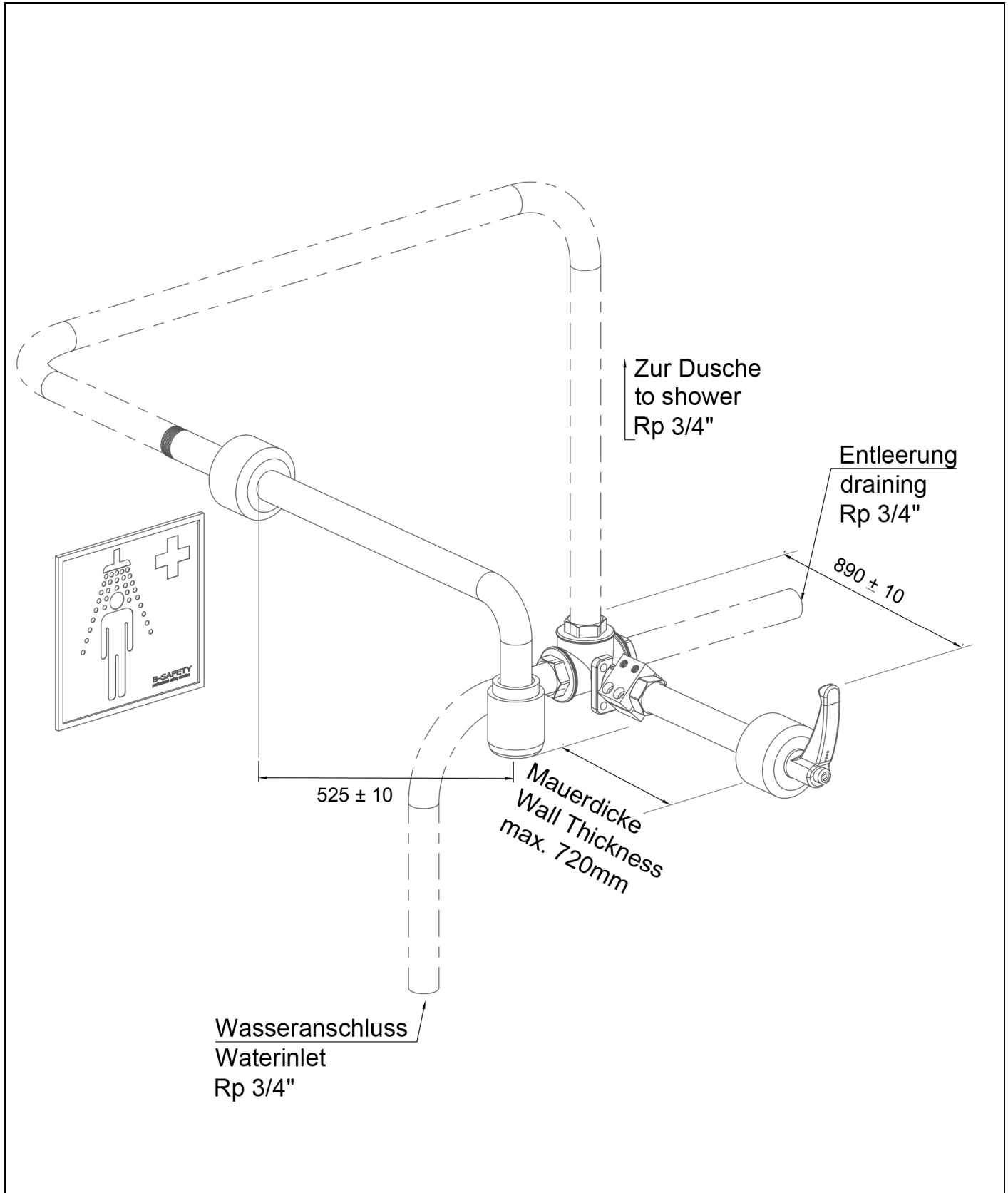


[www.b-safety.com](http://www.b-safety.com)

**BR 885 095**

**PremiumLine frost-protected self-draining body safety shower,  
actuation by 3-way ball valve, wall mounted**



#### Technical description

PremiumLine frost-protected self-draining body safety shower, actuation by 3-way ball valve, wall mounted

- 3-way-ball-valve 3/4" of brass that automatically drains the shower downwards when not in use, water inlet 3/4" female
- spindle extension, standard length 800 mm, can be shortened to the appropriate length on site, including stainless steel push rosette to cover the installation
- adjustable plastic clamp-lever-handle, lockable with tools, orange, total length 110 mm
- actuation via swivelling lever, opening angle 90°, not self-closing
- wall shower arm 3/4" of stainless steel, polished, projection 470 mm
- integrated automatic flow regulation 50 l/min. for a spray pattern acc. to the norms at a specified operating range of 1.5 to 3 bar dynamic water pressure
- high-performance shower head of stainless steel, polished, with improved spray pattern, corrosion resistant, largely calcification- and maintenance-free, very robust, self-draining
- push-on rosette of stainless steel to cover the installation
- sign for body safety shower according to EN ISO 7010 und ASR A1.3, self-adhesive PVC-film, 150 x 150 mm, viewing distance 15 metre
- information sign "OPEN" for confusion-free use in an emergency, orange, photoluminescent according to DIN 67510
- mounting height 2345 mm (± 100 mm)
- according to BGI/GUV-I 850-0, DIN 1988 and EN 1717
- according to ANSI Z358.1-2014, EN 15154-1:2006 and EN 15154-5:2019

Manufacturer: B-SAFETY or equal  
Article-No.: BR 885 095

#### Technical specifications

Minimum flow pressure:	1.5 bar
Operating pressure:	1.5 to 3 bar
Flow rate:	50 l/min
Water inlet:	3/4" female

#### Compliance with standards

- EN 15154-1:2006
- EN 15154-5:2019
- ANSI Z358.1-2014





#### Approvals

- GOST-R, Certificate No. 0615463

Material-overview	Material	Material description
High-performance shower head:	stainless steel	AISI 316
Ball valve:	brass	CW617N
Lever:	plastic	-
Flow regulator:	plastic POM	-
Piping:	stainless steel	AISI 316
Spindle extension:	aluminum	-
Push-on rosette:	stainless steel	AISI 304
Safety sign, OPEN-sign:	PVC-foil	-

Product overview	
<b>BR 885 095</b>	PremiumLine frost-protected self-draining body safety shower, actuation by 3-way ball valve, wall mounted - flow rate 50 l/min (hazard class I according to EN 15154-5:2019)
<b>BR 885 095 / 75L</b>	PremiumLine frost-protected self-draining body safety shower, actuation by 3-way ball valve, wall mounted - flow rate 75 l/min / 20 GPM (hazard class II according to EN 15154-5:2019)
<b>BR 885 095 / 110L</b>	PremiumLine frost-protected self-draining body safety shower, actuation by 3-way ball valve, wall mounted - flow rate 110 l/min (hazard class III according to EN 15154-5:2019)

## Accessories for frostprotected lab safety showers

Product overview	Model	Material	Water inlet	Water outlet	Article-No.
	Maintenance ball valve for safety showers with removable trigger lever.	stainless steel	3/4" female	3/4" female	<b>BR 830 955</b>
	Thermostatic mixing valve for eye showers, adjustment range 20 - 43°C, scald protection 43°C, flow rate max. 20 l/min.	brass	1/2" male and 3/4" male	1/2" male and 3/4" male	<b>BR 710 940</b>
	Flow switch for eye showers, protection degree IP 65, electrical supply with 1.5 m cable.	brass	3/4" female	3/4" female	<b>BR 710 800</b>
	ClassicLine alarm system for eye showers & safety showers with siren-/flashlight combination. Prewired junction box inclusive electronic switch.  Electrical supply: 230 V - 50 Hz	-	-	-	<b>BR 015 800</b>